

ANYTIME, ANYWHERE. THE POWER OF CLEAN ON THE GO!

A step-by-step guide to your
mobile astar account



Step One:



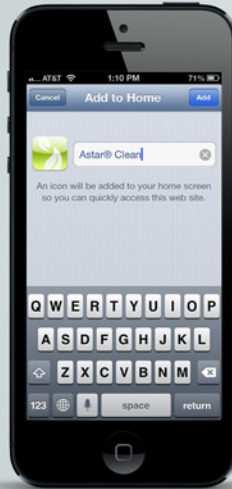
Navigate to AstarCleaners.com in your device's web browser. You'll see a popup with a set of instructions, click it.

Step Two:



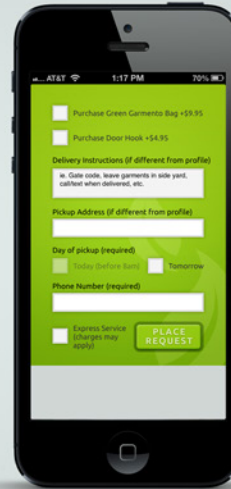
Select the option to add AstarCleaners icon to your homescreen.

Step Three:



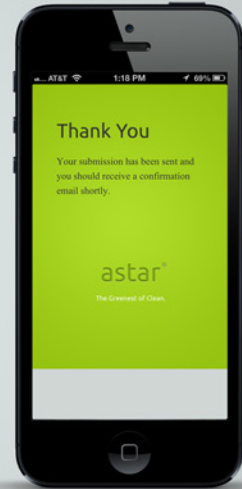
You can leave the default name in, or give the bookmark a name of your choosing.

Step Four:



After you've logged in, just follow the simple steps to filling out an order request. Be sure to leave any special instructions for us.

Step Five:



Place your request and viola! It's that easy. Remember, you can always reach us by phone at **1 (855) Astar-15** should you need any further assistance.